


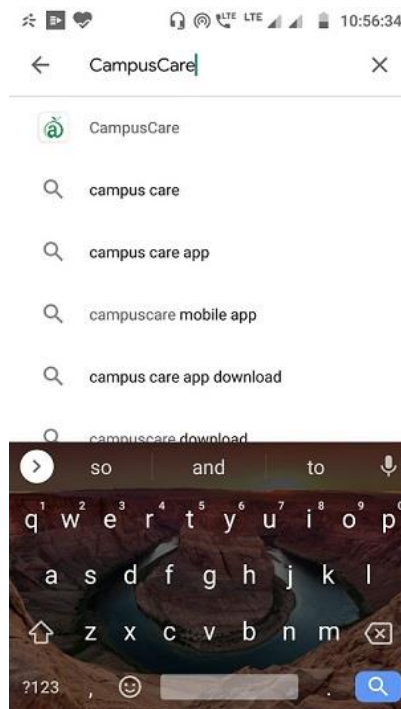
ONLINE PAYMENT PROCEDURE FROM MOBILE APP

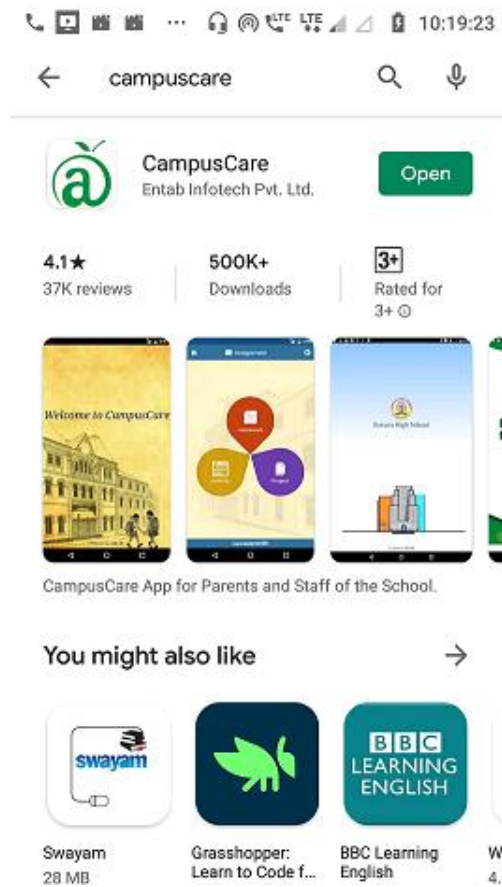
YOU CAN PAY YOUR CHILD'S SCHOOL FEES FROM CAMPUSCARE WEB PORTAL & MOBILE APPLICATIONS. LOGIN PROCESS WILL BE SAME AS REPORT CARD DOWNLOADING AND LOGIN CREDENTIALS WILL BE SAME AS WHICH YOU ARE USING AT THE TIME OF DOWNLOADING REPORT CARD FOR 2020 CLASSES 1-9 & SMS SENT NOW FOR CLASSES PN-KG & NEW ADMISSION 2021. PLEASE GO THROUGH THIS PROCESS OF ONLINE PAYMENT FROM MOBILE APP.

1. Download **CampusCare** App from Play Store (Android) or App Store (Apple)




1

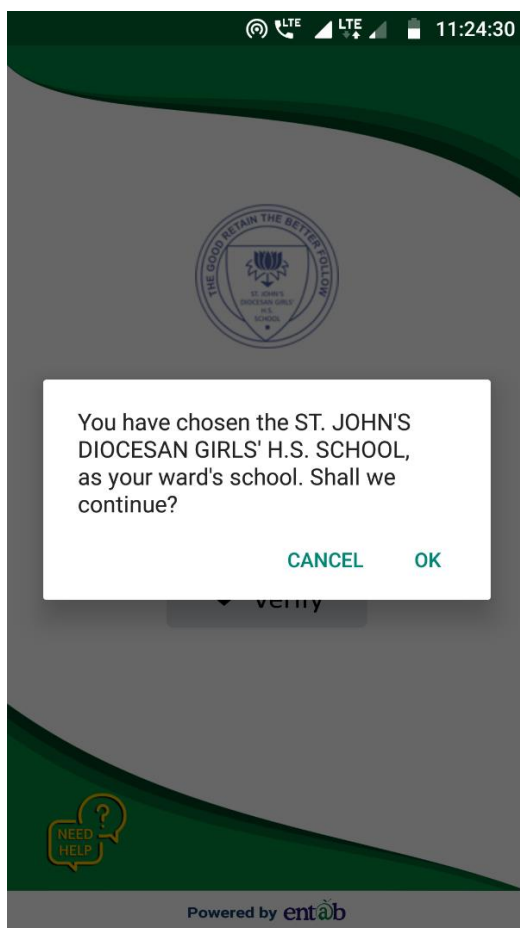




1. Open this App and enter URL stjohndg.campussoft.in and Click on **Verify**




2. Select the school clicking on **OK**.



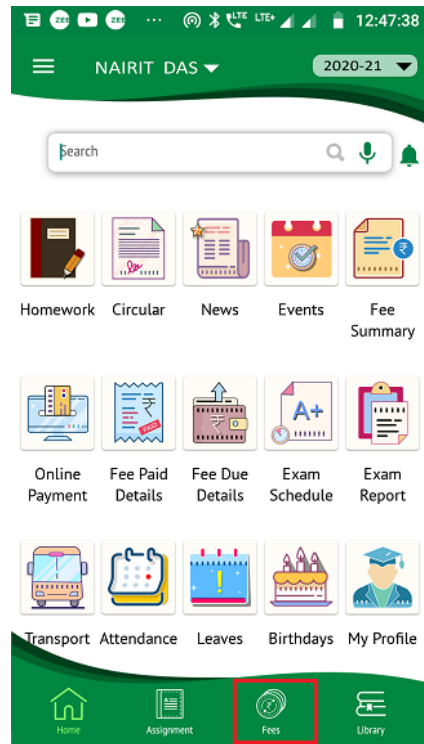
5

3. Enter your User ID & Password (Which you are using at the time of Downloading Report Card for 2020 for Classes 1-9 & SMS sent now for Classes LN-KG & New Admission 2021) and click on **Sign IN** for using your Parents Portal.



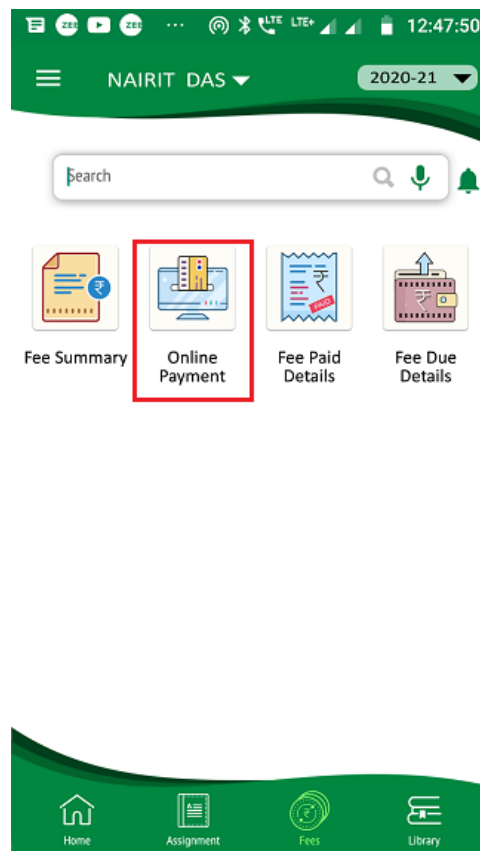
6

4. Now you can access your Parents Portal. You can find out Fees details in Fees Summary, Fee Paid details, Fee Due Details or Click on Fees section for view your fees details.



7

5. For Online Payment click on Online Payment.



8

6. Select the instalment which you wants to pay and after that click on **Proceed**.

The screenshot shows the 'Online Payment' interface. At the top, there's a green header with 'Online Payment' and a home icon. Below it is a table with four columns: 'TALLMENT', 'AMOUNT', 'TOTAL(With Fine)', and 'Select'. The table lists five instalments: APR (8400), MAY (3600), JUL (3600), OCT (3600), and JAN (3600). The 'Select' column has checkboxes, with the APR checkbox checked. Below the table, there are three rows for 'Late Fine', 'Cheque Bounce Amount', and 'Payment Amount', each with a corresponding input field. The 'Payment Amount' field shows '8400'. At the bottom right, there is an orange 'Proceed' button. The 'entab' logo is at the very bottom.

TALLMENT	AMOUNT	TOTAL(With Fine)	Select
APR	8400	8400	<input checked="" type="checkbox"/>
MAY	3600	3600	<input type="checkbox"/>
JUL	3600	3600	<input type="checkbox"/>
OCT	3600	3600	<input type="checkbox"/>
JAN	3600	3600	<input type="checkbox"/>

Late Fine: 0

Cheque Bounce Amount: 0

Payment Amount: 8400

Proceed

entab

9

7. Verify your details, if details are not coming please enter your details and after that click on **Pay**.

The screenshot shows the 'Online Payment' interface with a green header. Below the header, there are three input fields for 'Email-ID', 'Mobile No.', and 'Address'. The 'Mobile No.' field contains '8961665240' and the 'Address' field contains 'KAMRABAD,RED PARK,PO + PS - SONARPUR(S)'. Below these fields is a text box with a note: 'Please Note: You will be taken to secure external payment gateway to complete the transaction. For security purposes we record your IP Address which is 157.43.224.48 * Service Tax on Convenience Charges'. Below the note is a red 'Term And Conditions' button. At the bottom right, there is an orange 'Pay' button. The 'entab' logo is at the very bottom.

Email-ID

Mobile No.
8961665240

Address
KAMRABAD,RED PARK,PO + PS - SONARPUR(S)

*Please Note: You will be taken to secure external payment gateway to complete the transaction. For security purposes we record your IP Address which is 157.43.224.48 * Service Tax on Convenience Charges*

Term And Conditions

Pay

entab

10

8. You are redirected to the payment Gateway page. Select your payment method (CREDIT CARD/DEBIT CARD/NET BANKING/UPI) and fill up required details (Card details / Net Banking User id & Password / UPI Id) after that click on **Pay Now**.

Online Payment

rX.XoXkXXa@eXXXXXXm

Saved Cards Details

Credit Card

Debit Card

Debit Card with ATM PIN

Net Banking Details

UPI

EMI

Wallet

Pay Now

entab

11

9. After successful payment, you will download the fee receipt & you received a successful fee payment SMS in your Mobile number.

NOTE: If for any reason, the fee payment output details are not displayed on your screen after you have made payments, please check the details in “Fee Summary”. If your accounts get debited/deducted and receipt is not available do not try to pay randomly, you are advised to contact school office or mail us (“parentdesk@entab.in”).